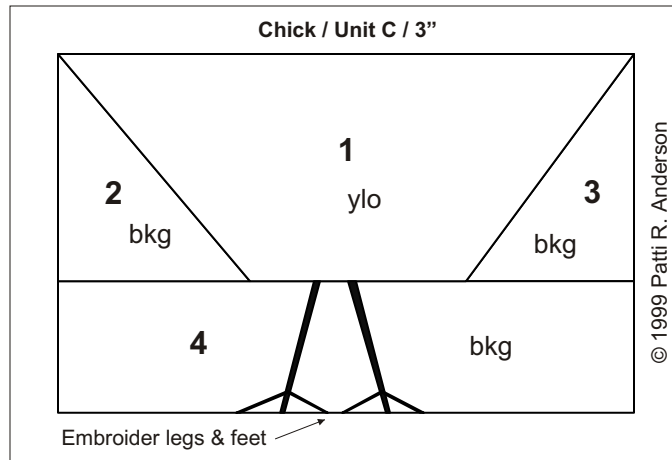
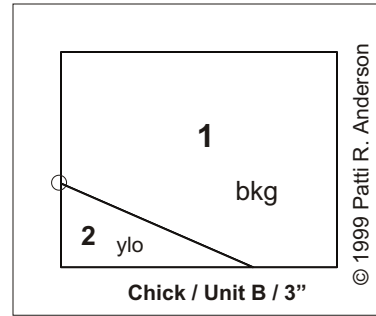
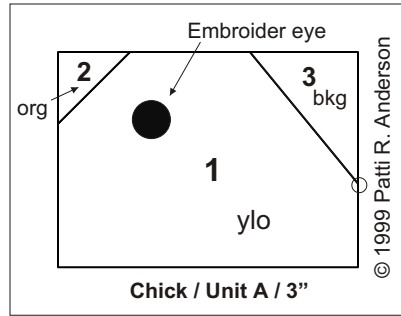


"Struttin' Chick"

Paper Pieced Block

Finished size: 3"

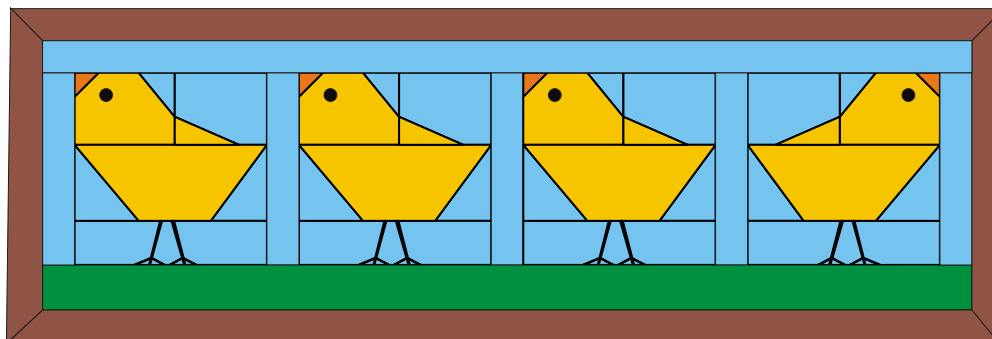
Use two strands of black embroidery floss.
Use satin stitch to embroider the chick's eye and chain or outline stitch for the legs.



Color Key:

bkg = background color
org = orange
ylo = yellow

Design idea:



I created this pattern to share with you, so please feel free to use it for your own personal use or to share with your quilt guild. Any other use must have my permission. Please tell where you got the pattern!!
Thank you.

patchpieces
quilts & pieces
by Patti R. Anderson



<http://www.patchpieces.com>